

**20mph Speed Limit**  
 Woodplumpton Road; Whittle Hill;  
 Whittle Green; Ambrose Hall Lane;  
 Plumpton Field and The Orchard.  
 Woodplumpton


**30mph Speed Limit**  
 Newsham Hall Lane, Woodplumpton


© Crown copyright. All rights reserved  
 Lancashire County Council  
 Licence No. 100019820 2022


**Phil Durnell**  
 Director of Highways  
 and Transportation

P.O. Box 100, County Hall,  
 PRESTON PR1 0LD

**Key to Restriction Types Displayed**

 20mph Speed Restriction

 30 MPH Speed Restriction



SCALE	1 : 10000
DATE	24/05/2022
DRAWING No.	s278/22-23(1)/AA-SLO
DRAWN BY	TJP
	Scale with care as distortion may occur